

Report No.: ENV/ARL-NERPL/GHY/21-22/AA-09/01
Date : 27/09/2021

Order No.:
Date :

Report Issued To : **ASSAM ROOFING LIMITED/NORTH EAST ROOFING LIMITED**
Bonda, Narengi, Guwahati – 26 (Assam)

AMBIENT AIR QUALITY TEST RESULTS

Sl. No.	LOCATION(S) ↓	Date of Sampling	PM 2.5 (µg/m ³)	PM 10 (µg/m ³)	SO ₂ (µg/m ³)	NO ₂ (µg/m ³)
	LIMIT(S) →	---	60	100	80	80
01	Near Security Main Gate (26.18542, 91.84139)	08.09.2021	29.6	67.6	8.6	14.8
02	In front of PDP Gate (26.18374, 91.84065)	09.09.2021	32.4	70.5	8.2	15.4
03	Back Side of Canteen (26.18604, 91.8421)	09.09.2021	25.7	62.9	7.9	13.5

Analysis Protocol: IS 5182



Checked By: Mr. Pankaj Baroi, ENVIROCON

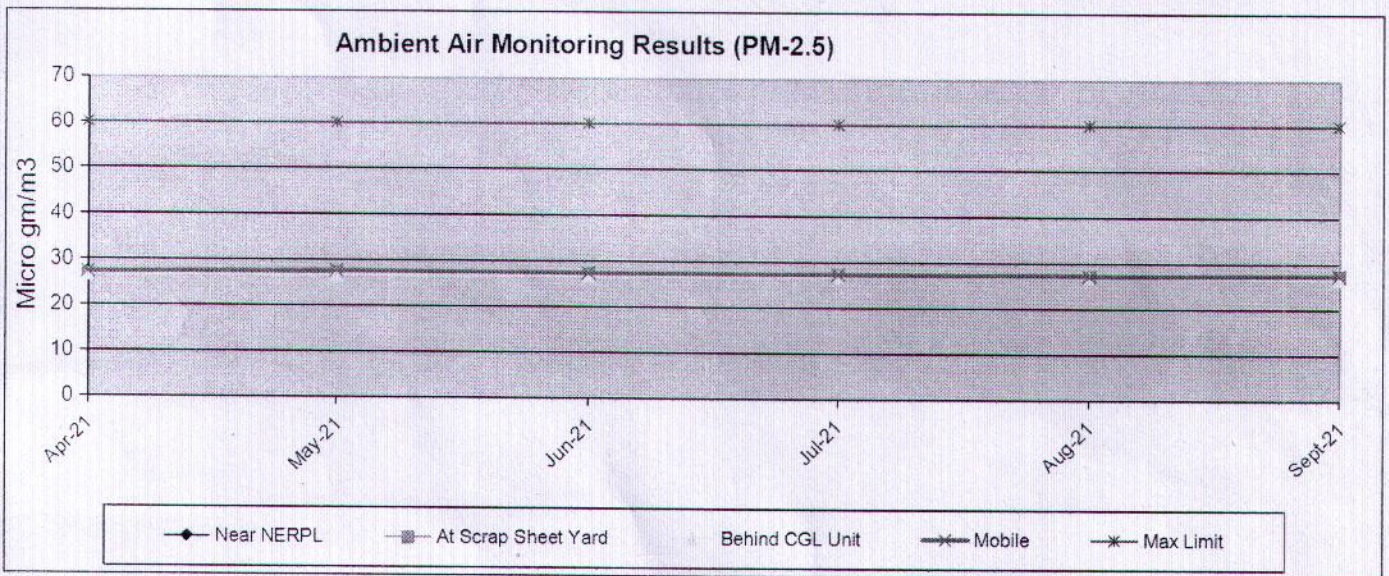
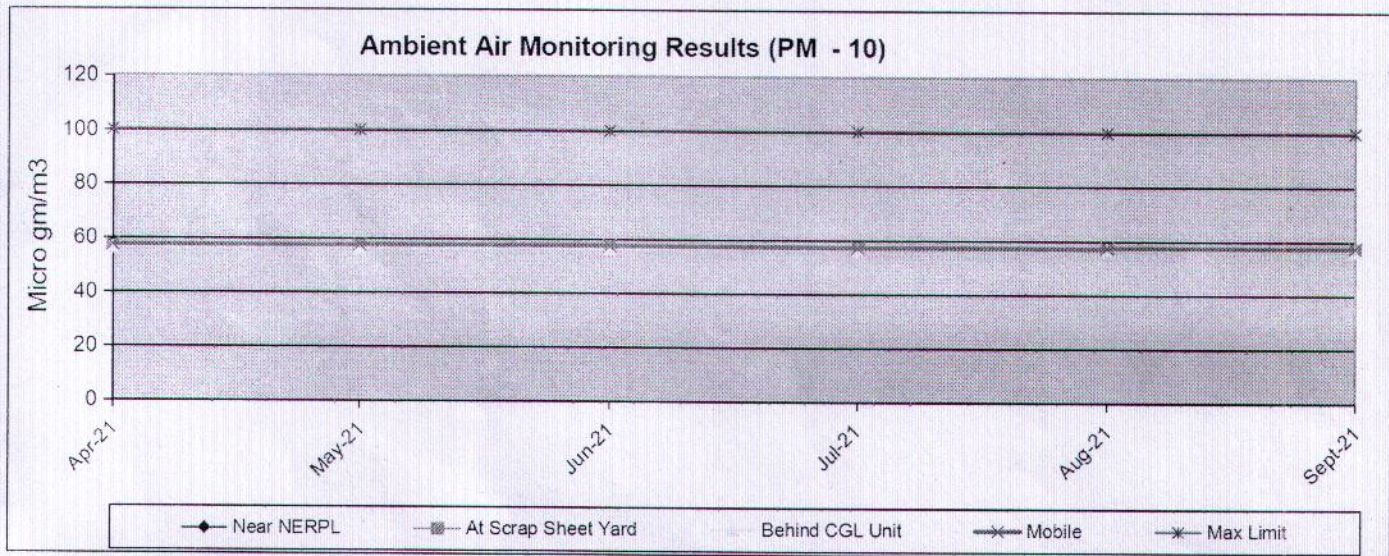
- NOTE:**
1. Results reported are valid at the time of and under the prevailing conditions of measurement.
 2. Results refer only to the particular parameters tested.
 3. This test report shall not be reproduced except in full, without the written permission of ENVIROCON, I.O.C.L (AOD) New Market, Digboi – 786171, Assam.

Core Services: Environmental Monitoring & Data Generation, EIA & EMP, Environmental Audit & Allied Environmental Management jobs
Associate Services: Certification by Competent Person (CIF), NDT, Hydraulic Testing, Chartered Engineer Services etc.

Assam Roofing Limited

Air Monitoring Data Half Yearly

Month	PM-10 (ug/m3)					PM-2.5 (ug/m3)				
	Near NERPL	At Scrap Sheet Yard	Behind CGL Unit	Mobile	Max Limit	Near NERPL	At Scrap Sheet Yard	Behind CGL Unit	Mobile	Max Limit
Apr-21	57.58	56.78	56.57	57.55	100	27.13	26.53	26.53	27.19	60
May-21	57.35	57.44	56.45	57.72	100	27.32	27.4	26.54	27.57	60
Jun-21	57.49	57.55	56.49	57.63	100	27.19	27.19	26.59	27.28	60
Jul-21	57.09	56.85	56.45	57.28	100	27.22	27.22	26.75	27.22	60
Aug-21	57.58	57.45	56.83	57.57	100	27	27.04	26.75	27.1	60
Sept-21	57.15	57.33	56.54	57.58	100	27.28	27.27	26.5	27.39	60



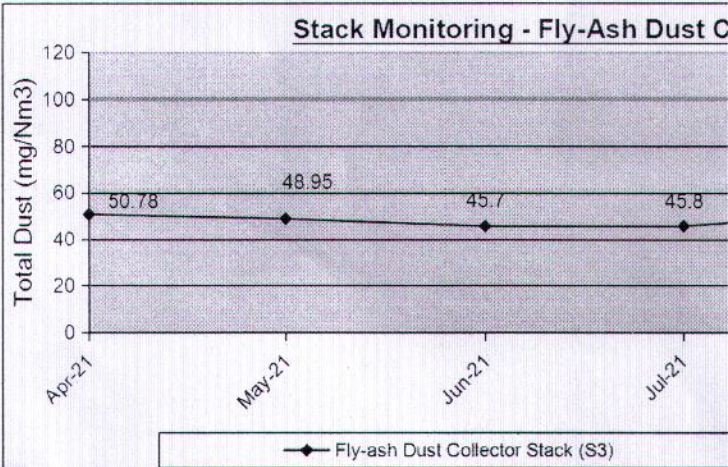
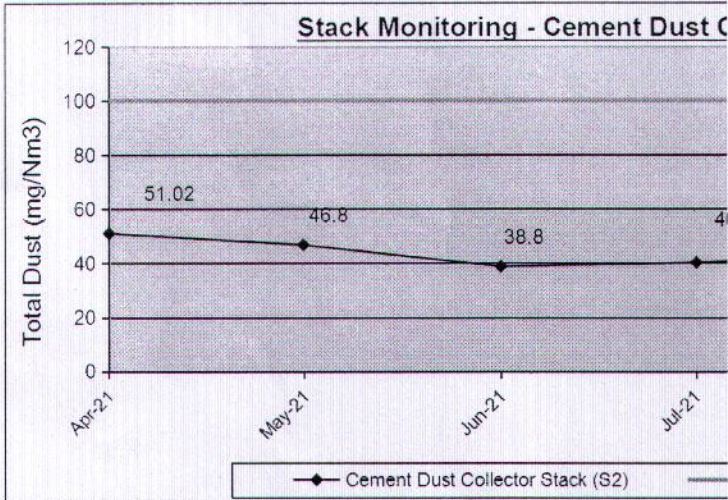
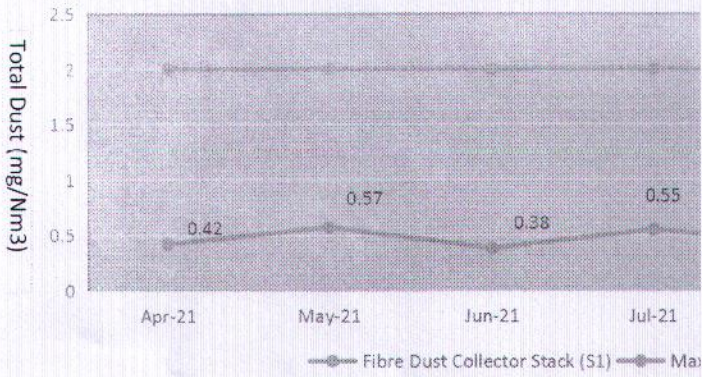
Handwritten signature/initials

Assam Roofing Limited

Stack Monitoring Data SPM (m

	Fibre Dust Collector Stack (S1)		Cement / Flyash Dust Collector		
	Fibre Dust Collector Stack (S1)	Max Limit	Cement Dust Collector Stack (S2)	Fly-ash Dust Collector Stack (S3)	Max Limit
Apr-21	0.42	2	51.02	50.78	100
May-21	0.57	2	46.8	48.95	100
Jun-21	0.38	2	38.8	45.7	100
Jul-21	0.55	2	40.2	45.8	100
Aug-21	0.42	2	42.98	51.6	100
Sept-21	0.51	2	52.78	58.9	100

Stack Monitoring - Fibre Dust Collec



215